











Technical Specifications

	Max User Weight		Height	Max Speed	Range	Wheel Size	Heaviest Part (kg)	Total Weight inc Bat (kg)	Battery	Seat Height - deck (mm)	Lights Fitted	Turning radius	Max Slope - Deg	
	Length	Width												
 MicroForU EQ10AA(UK)	115 KG / 18 stone	980 mm	470 mm	830 mm	6.4 Kph / 4 mph	13 Km / 8 Miles	200 mm (7.5")	14.4	42	12AH	330 - 420	NO	1110 mm	8
 MiniForU EQ20BA(UK)	135 KG / 21 stone	1100 mm	510 mm	930 mm	6.4 Kph / 4 mph	21 Km / 13 Miles	230 mm (9")	19	65	17AH	390 - 465	NO	1250 mm	8
 MidiForU EQ30AA(UK)	150 KG / 23 stone	1220 mm	570 mm	1000 mm	8 Kph / 5 mph	32 Km / 20 Miles	255 mm (10")	24	84.4	36AH	420 - 480	YES	1350 mm	10
 Midi XForU EQ35AA(UK)	160 KG / 25 stone	1220 mm	590 mm	1010 mm	8 Kph / 5 mph	40 Km / 25 Miles	255 mm (10")	26.1	98.7	50AH	450 - 510	YES	1560 mm	10
 Midi XLForU EQ35BA(UK)	160 KG / 25 stone	1250 mm	590 mm	1040 mm	12.8 Kph / 8 mph	40 Km / 25 Miles	255 mm (10")	26.1	102	50AH	450 - 510	YES	1560 mm	10
 MaxiForU EQ40AA(UK)	200 KG / 31 stone	1440 mm	650 mm	1090 mm	12.8 Kph / 8 mph	36 Km / 22 Miles	300 mm (12")	52.5	115	50AH	450 - 510	YES	1650 mm	12
 Maxi LForU EQ40BA(UK)	200 KG / 31 stone	1450 mm	670 mm	1090 mm	12.8 Kph / 8 mph	57 Km / 35 Miles	300 mm (12")	52.5	138	75AH	450 - 510	YES	1650 mm	12